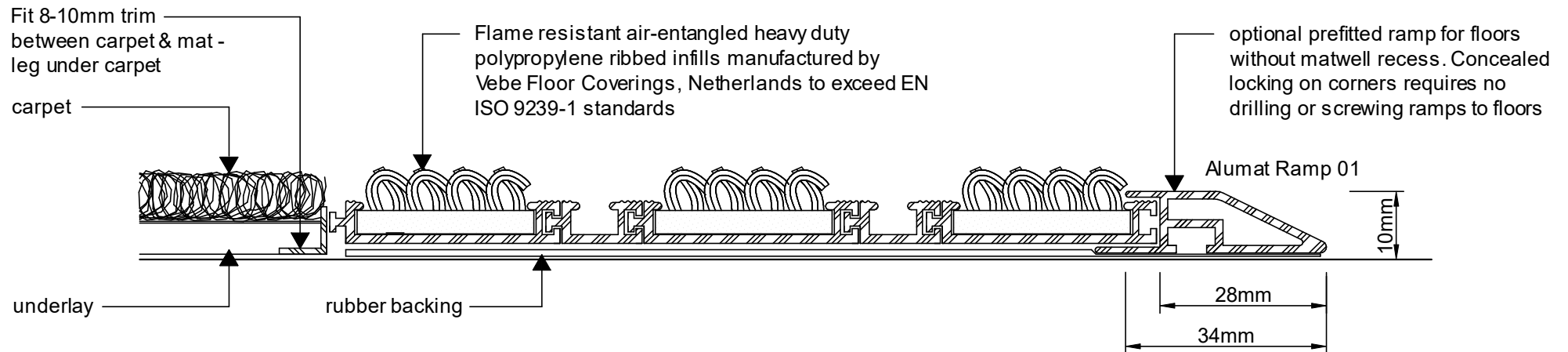
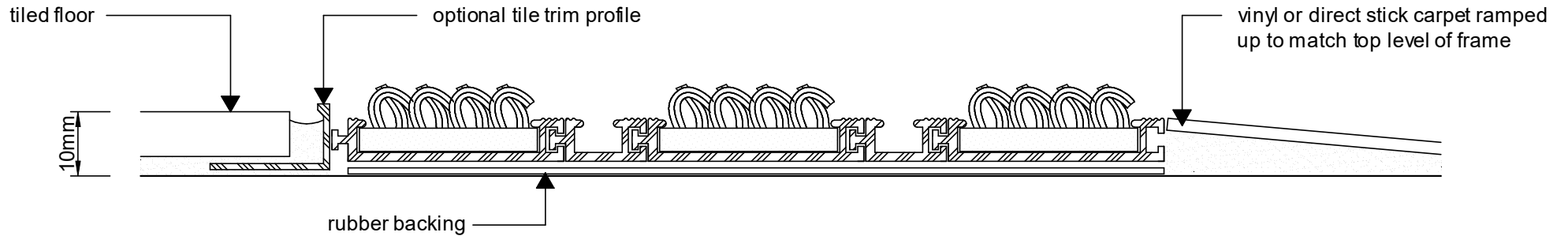



### INSTALLATION:

Rigid assembled mat usually requires screw fixing in exterior situations. Floor surfaces must be hard and level. If fixing is required, the infill can be lifted at an edge to allow a screw fix, after which the infill can be replaced. Optionally, velcro strips may be used to hold mat in position for easy removal for off-site cleaning & replacement.

optional heavy duty wide ramp for floors without matwell recess



### SPECIFICATION:

Entrance matting shall be ALUMAT 10D with selected loop pile infill.

Infill colour shall be \_\_\_\_\_.

Ramping option on one or more sides (specify) \_\_\_\_\_.

Matting must be installed on a smooth level base surface to increase mat life and performance.

Aluminium - Exterior grade 6463T5 alloy aluminium with 15 micron anodising



ALUMAT FLOORING SOLUTIONS  
Probett Developments Ltd.  
P.O. Box 89 018, Torbay, Auckland 0742  
Ph.: 09 473-1602  
E-mail: info@alummat.co.nz Web: www.alumat.co.nz  
©2023 The copyright of this document is owned by Probett Developments Ltd

# ALUMAT 10D

## INSTALLATION DETAILS

Revision: 2

Scale: 1:1